

**Residential Registered Vendor
Monthly Newsletter
June 8, 2022**



- 1) **Reminder - Efficiency Maine Annual Event** – We're excited to see you on Thursday, June 16, at the Hilton Garden Inn in Freeport. If you haven't done so already, you can still register [here](#).
- 2) **National Article Featuring Heat Pumps in Maine** – Congratulations. Maine's heat pump industry is earning national recognition. Here's an [article](#) that highlights your good work.
- 3) **Tip from the Field** – To avoid unhappy customers with multi-zone heat pumps, be sure to explain that while each indoor unit can be set at its own temperature, they all need to be in the same mode at any one time. For example, you can't use AC mode in one room and fan-only mode in another.
- 4) **Tool of the Month** – We recently updated our list of [Most Commonly Rebated Residential Heat Pumps](#). It may help to increase your customers' confidence in your recommended solution. You can download it [here](#).
- 5) **Heat Pump Installation Training Opportunities** – The following courses are being offered by Efficiency Maine Registered Trainers.

Dates	Course Title	Location	Registration Information
7/18/2022 – 7/22/2022	Heat Pump Installer*	Maine Energy Marketer's Association	Click for course information
8/8/2022 – 8/12/2022	Heat Pump Installer*	Maine Energy Marketer's Association	Click for course information
8/22/2022 – 8/26/2022	Heat Pump Installer*	Kennebec Valley Community College	Click for course information
9/26/2022 – 9/30/2022	Heat Pump Installer*	Maine Energy Marketer's Association	Click for course information
12/19/2022 – 12/23/2022	Heat Pump Installer*	Maine Energy Marketer's Association	Click for course information

* Eligible for [Efficiency Maine scholarship](#) (50% up to \$500)

- 6) **Weatherization Training Opportunities** – Build Green Maine is offering BPI Training & Testing classes. If interested, please follow this link to the [BPI course registration](#). You can fill out this [form](#) to request a scholarship from Kennebec Valley Community College (KVCC) for this training.

7) Top Insulation Performers (past four months)

1. Evergreen Home Performance
2. Horizon Residential Energy Services
3. Seal It Insulation Systems

8) Top Heat Pump Performers (past four months)

1. Dave's World
2. Royal River Heat Pumps
3. Valley Home Services

9) Top Low-Income Insulation Performers (past four months)

1. CJ Insulation & Subcontractors
2. Installations Unlimited
3. Maine Insulation Systems

10) Top Low-Income Heat Pump Performers (past four months)

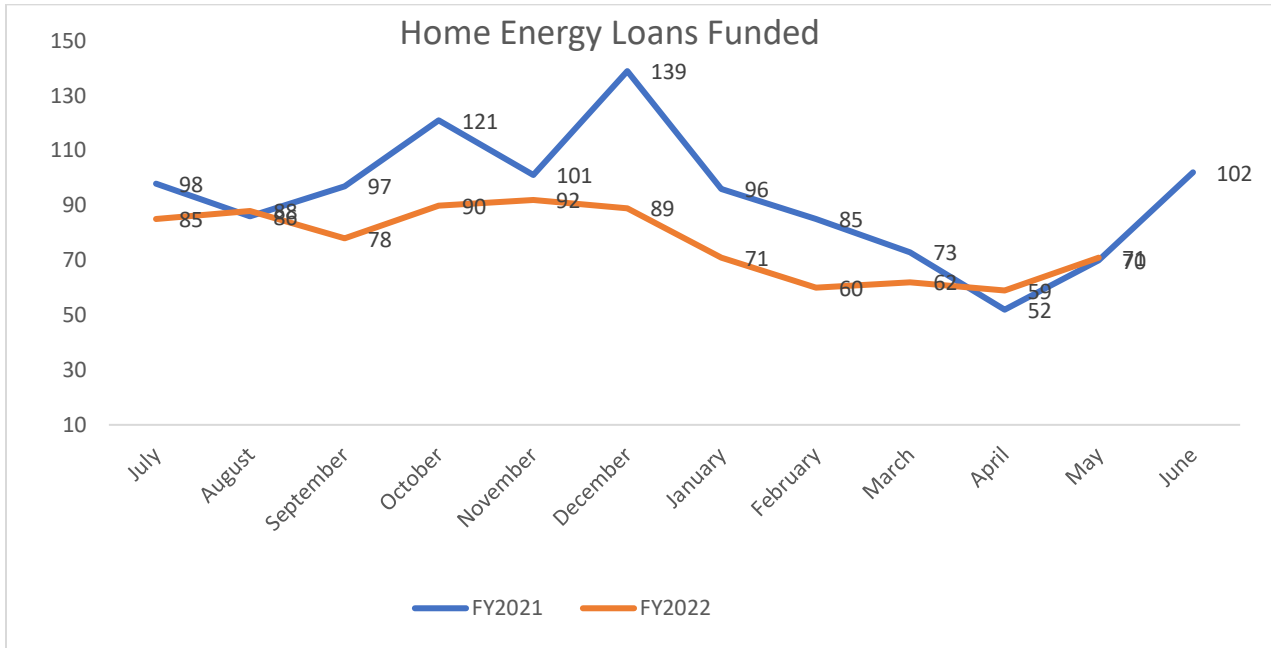
1. Valley Home Services
2. Dave's World
3. Nicasou Stove Shops

11) Loan Update – May's 71 loans were 1% above from May of last year and fiscal year-to-date loans are down 17% over the last year. If you don't already have a loan portal ID and password, you can reach our financial services provider (NEIF) by calling our Call Center (866-376-2463).

(Program Results follow on next page)

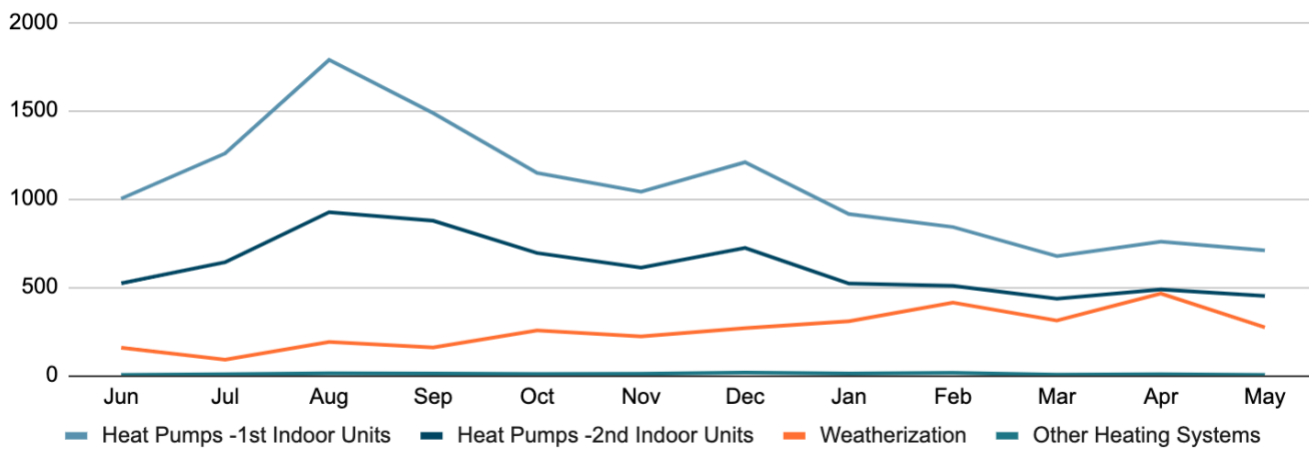
PROGRAM RESULTS

Energy Loans



Home Energy Savings Program (HESP)

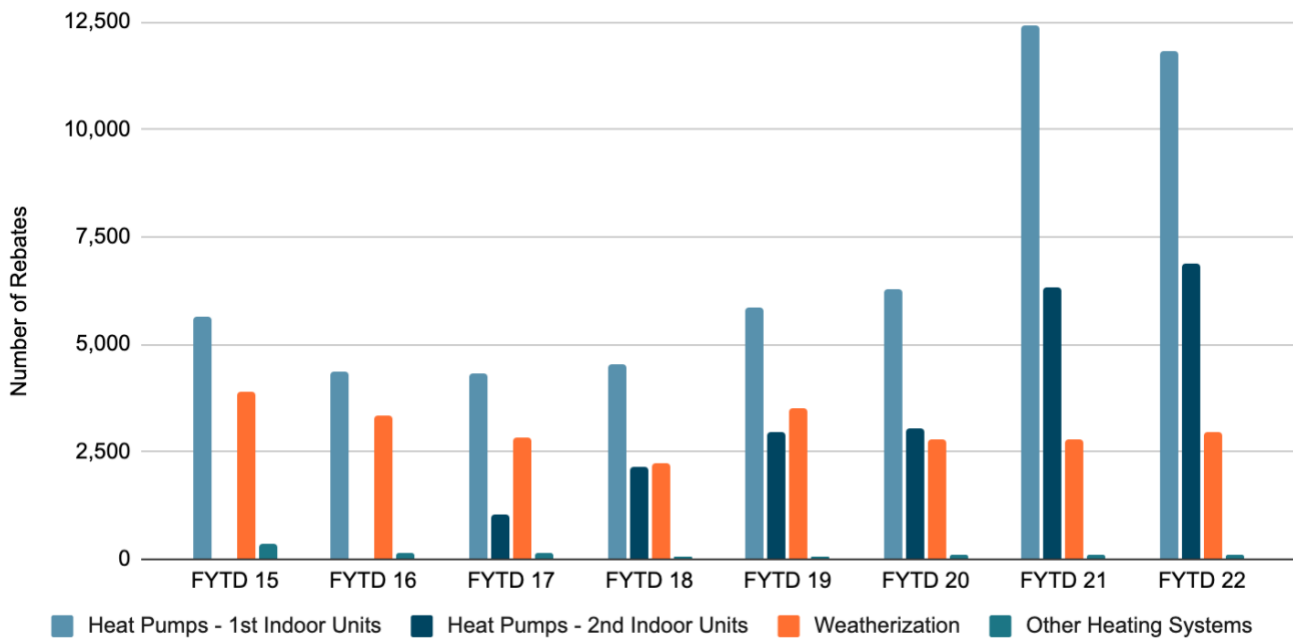
HESP Number of Rebates – Last 12 Months



HESP Number of Rebates – Last 12 Months (DETAILS)

#	HESP Rebate Type	2021						2022					Total	
		June	Jul	Aug	Sep	Oct	Nov	Dec	Jan	Feb	Mar	Apr		May
1	Heat Pumps - 1st Indoor Units	1,001	1,258	1,787	1,486	1,146	1,041	1,207	914	840	676	757	708	12,821
2	Heat Pumps - 2nd Indoor Units	522	641	924	876	693	610	722	520	507	435	487	450	7,387
3	Air Sealing	45	28	59	48	70	53	76	97	120	98	128	72	894
4	Attic Insulation	45	28	66	50	85	80	95	107	138	105	161	91	1,051
5	Basement Insulation	50	25	47	41	72	60	74	78	100	82	120	77	826
6	Wall Insulation	17	9	18	20	28	28	23	25	54	26	55	32	335
7	Geothermal HP	0	3	2	1	2	1	4	3	2	1	3	0	22
8	Pellet Boiler	3	5	10	10	7	9	12	8	13	4	4	3	88
Total		1,683	1,997	2,913	2,532	2,103	1,882	2,213	1,752	1,774	1,427	1,715	1,433	23,424

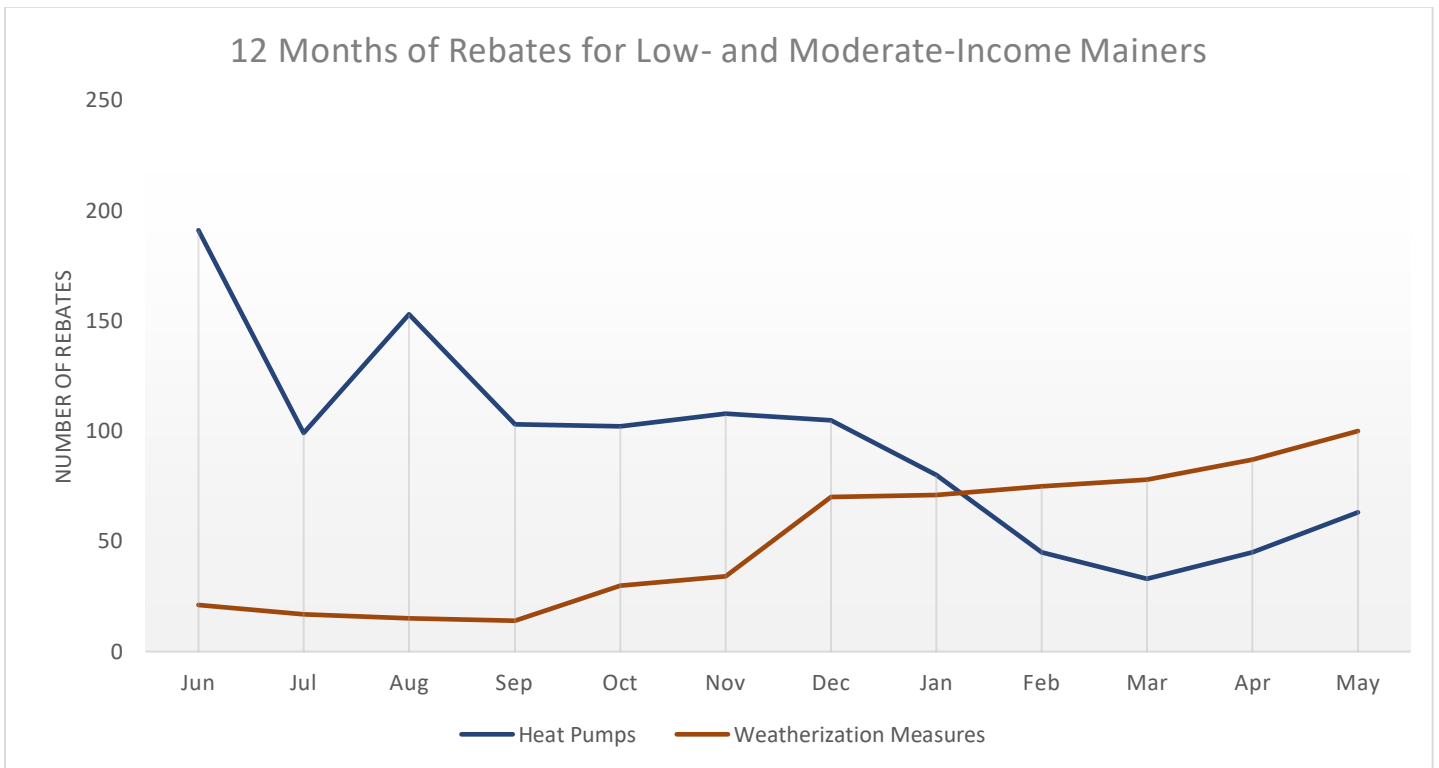
Fiscal Year-to-Date Rebate Comparisons



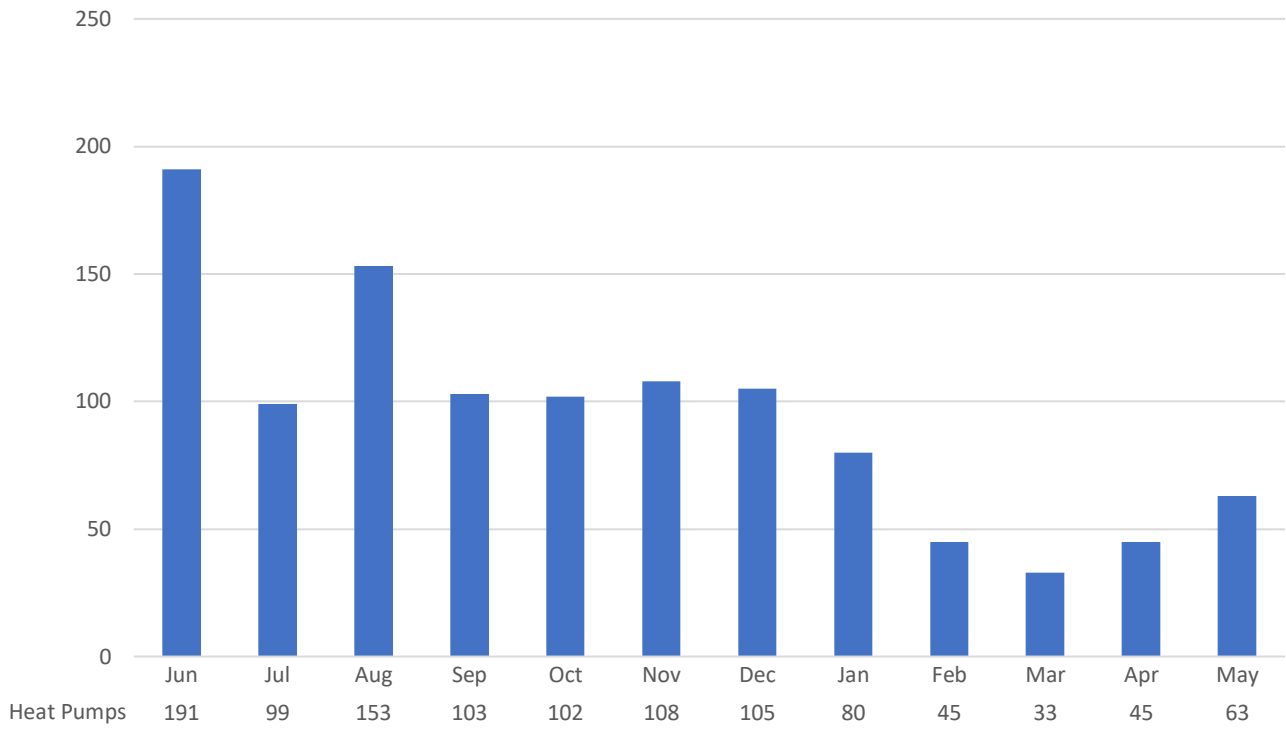
Fiscal Year-to-Date Rebate Comparisons (DETAILS)

#	HESP Rebate Type	FYTD 15	FYTD 16	FYTD 17	FYTD 18	FYTD 19	FYTD 20	FYTD 21	FYTD 22
1	Heat Pumps - 1st Indoor Units	5,637	4,381	4,328	4,550	5,840	6,285	12,407	11,820
2	Heat Pumps - 2nd Indoor Units	0	0	1,025	2,131	2,952	3,042	6,306	6,865
3	Air Sealing	2,010	1,539	1,252	988	1,299	999	926	849
4	Attic Insulation	957	994	848	677	1,046	857	872	1,006
5	Basement Insulation	723	553	488	383	825	662	699	776
6	Wall Insulation	202	234	240	169	358	266	287	318
7	Geothermal HP	91	62	77	16	24	33	25	22
8	Pellet Boiler	272	71	82	54	42	53	71	85
Total Measures Installed		9,892	7,834	8,340	8,968	12,386	12,197	21,593	21,741

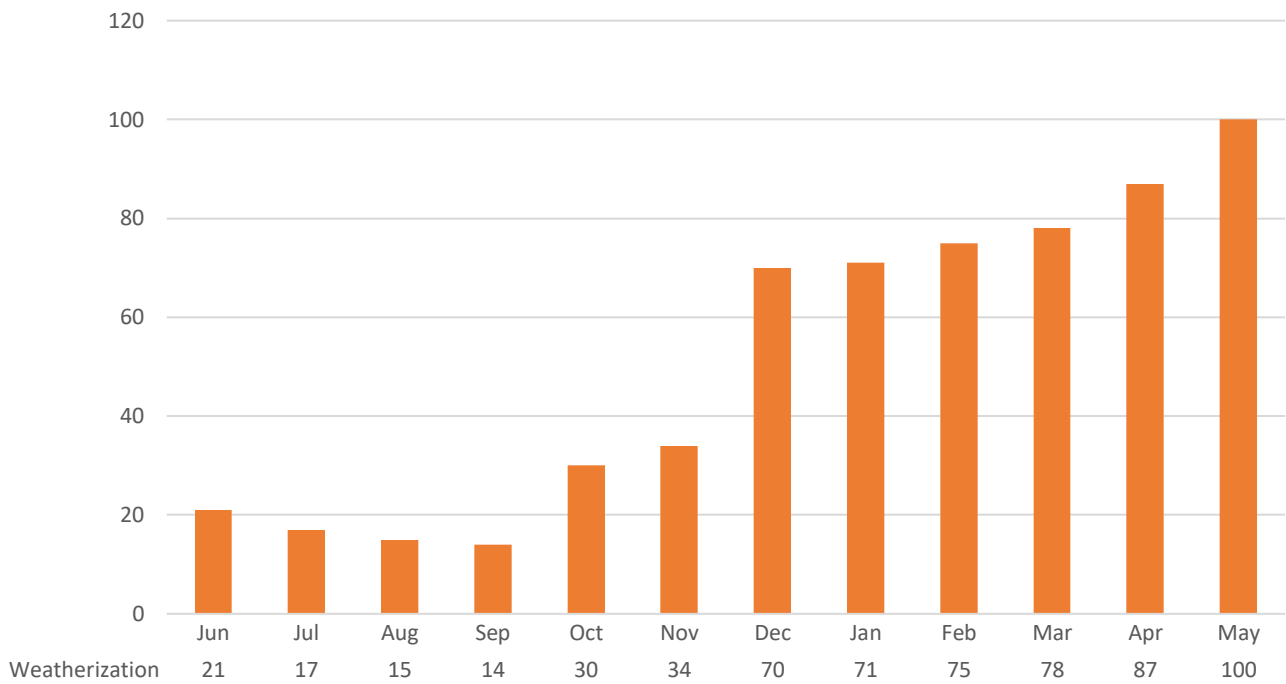
Low Income Program



12 Months of LMI Heat Pumps



12 Months of LMI Weatherization Measures



Rebates for Low- and Moderate-Income Mainers - Last 12 Months (DETAILS)

Low- and Moderate-Income Rebate Type	2021							2022					Total
	Jun	Jul	Aug	Sep	Oct	Nov	Dec	Jan	Feb	Mar	Apr	May	Last 12 Months
Heat Pumps	191	99	153	103	102	108	105	80	45	33	45	63	1,127
LMI Air Sealing w/Assessment (\$600)	10	7	9	6	16	22	39	30	32	31	40	39	281
LMI Attic Insulation (currently 90% up to \$9,000)	7	5	3	2	7	6	13	16	19	20	22	28	148
LMI Basement Insulation (currently 90% up to \$9,000)	4	4	3	4	6	4	12	19	18	19	21	26	140
LMI Wall Insulation (currently 90% up to \$9,000)	0	1	0	2	1	2	6	6	6	8	4	7	43
Weatherization Measures	21	17	15	14	30	34	70	71	75	78	87	100	612
Total LMI Measures	212	116	168	117	132	142	175	151	120	111	132	163	1,739